

**Investment Objective:**

The Harvest Funds Intermediate Bond seeks long-term total return through a combination of capital appreciation and current income.

The Fund seeks to achieve its objective by investing, under normal market conditions, at least 80% of its net assets in a portfolio of fixed income securities of companies and issuers based in China and Hong Kong.

A portion of the fund's underlying securities are non-rated or non-investment grade.

**Asset Category:**

Emerging Market Bond

**Morningstar Rating™**

Our fund received a 5-Star Morningstar Rating™ for the I Shares (HXIX) and for the A Shares (HXIAX), as of 3/31/17. The Morningstar Rating™, commonly called the star rating, is a measure of a fund's risk-adjusted return relative to similar funds. Mutual funds are rated from one to five stars, with the best performers receiving five stars. Our Fund is in the Morningstar Emerging Markets Bond (EMB) Fund Category, which includes 220 funds rated overall.

\*The funds have a common portfolio and different expenses structures.

**About Harvest:**

Headquartered in Beijing, China, Harvest is a leading asset management company servicing and advising institutional and retail investors, globally. The firm ranks among the largest China and Asia focused investment companies with over \$110 billion in assets under management and 50 million clients.\*

**Harvest USA CEO: Simon Arrata JD**


Mr. Arrata is the CEO of Harvest USA and key architect of the Fund's approach and strategy. He has 20 years of industry experience.

He was previously a Senior Vice President at Fidelity Investments with numerous accomplishments during his 13+ year Fidelity tenure including:

- Overseeing the firm's top Registered Investment Advisor, Family Office, and Bank Trust departments (top clients typically had in excess of \$1 billion AUM).
- Managing \$3 billion in assets for Fidelity's high net worth clients prior to joining the firm's Institutional Division.

Mr. Arrata received a Bachelor of Arts degree in political science from Hunter College and a Juris Doctorate (JD) degree from New York Law School and is a member in Good Standing of the NYS Bar Association. He is a registered representative of Harvest USA with series 7, 24, 63, & 65 registration.

**Chief Investment Officer & Fund Manager: Thomas Kwan, CFA**


Mr. Kwan has over 17 years of investment management experience in Asian fixed income and currencies.

He previously held positions in numerous financial institutions including:

- Baring Asset Management in Hong Kong as Head of Asian Debt
- Credit Suisse Asset Management in Singapore and Beijing as Director of Asian Fixed Income and Currency
- Prudential Asset Management in Singapore as Investment Director
- First State Investments in Hong Kong as Portfolio Manager.

Mr. Kwan has an M.A. in Economics and B.Comm in Finance from the University of Toronto and is a CFA charter holder.

**YIELD:**

Yield	Apr-16	May-16	Jun-16	Jul-16	Aug-16	Sep-16	Oct-16	Nov-16	Dec-16	Jan-17	Feb-17	Mar-17
<b>30-day SEC Yield- Trailing 12 months</b>												
Subsidized 30-day SEC Yield	4.72%	5.01%	4.65%	4.70%	4.57%	4.65%	4.26%	4.24%	5.40%	5.40%	4.62%	4.50%
Unsubsidized 30-day SEC Yield	4.71%	5.00%	4.64%	4.69%	4.57%	4.64%	4.26%	4.23%	5.40%	5.40%	4.61%	4.50%

30-Day SEC Standardized Yield: The 30-day SEC yield represents net investment income earned by a fund over a 30-day period, expressed as an annual percentage rate based on the fund's share price at the end of the 30-day period. The formula for calculating this yield is specified by the U.S. Securities and Exchange Commission (SEC) and assumes all portfolio securities are held until maturity. The formula translates the bond fund's current portfolio income into a standardized yield for reporting and comparison purposes.

\*All company data as of December 2016

## PERFORMANCE

**Benchmark:**

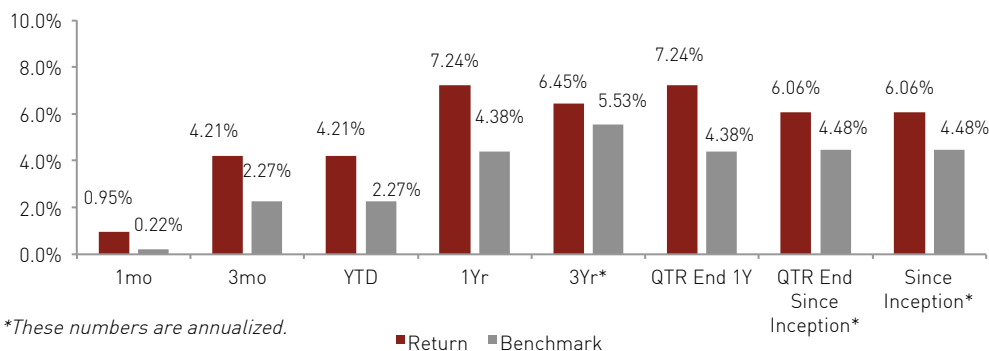
50% J.P. Morgan Asia Credit – Hong Kong Total Return Index

50% J.P. Morgan Asia Credit – China Total Return Index

I-Share	1mo	3mo	YTD	1Y r (4/1/2016- 3/31/2017)	3Y r* (4/1/2014- 3/31/2017)	QTR End 1Y r (4/1/2016- 3/31/2017)	QTR End Since Inception* (2/27/2013- 3/31/2017)	Since Inception* (2/27/2013- 3/31/2017)
Return	0.95%	4.21%	4.21%	7.24%	6.45%	7.24%	6.06%	6.06%
Benchmark	0.22%	2.27%	2.27%	4.38%	5.53%	4.38%	4.48%	4.48%
+/- Benchmark	0.73%	1.94%	1.94%	2.86%	0.92%	2.86%	1.58%	1.58%

For performance data current to the most recent month end, please call 1.855.573.6994

\*These numbers are annualized.



\*These numbers are annualized.

The performance data quoted represents past performance and does not guarantee future results. The investment return and principal value of an investment will fluctuate so that an investor's shares, when redeemed, may be worth more or less than their original cost, and current performance may be higher or lower than the performance shown. A short term trading fee of 1.50% may apply to redemptions if shares redeemed have been held for less than 90 days. Performance does not reflect this redemption fee. Shareholders who are charged a redemption fee would have lower account performance; however, the Fund's overall performance could be increased due to the collection of redemption fees.

Gross expense ratio: 1.47%, net expense ratio: 0.88%. The advisor has contractually agreed to reduce fees and reimburse expenses until April 30, 2017. In the absence of current fee reductions, performance would be reduced.

Additional information about the indices in comparison to the fund is provided at end of presentation.

## OTHER KEY METRICS

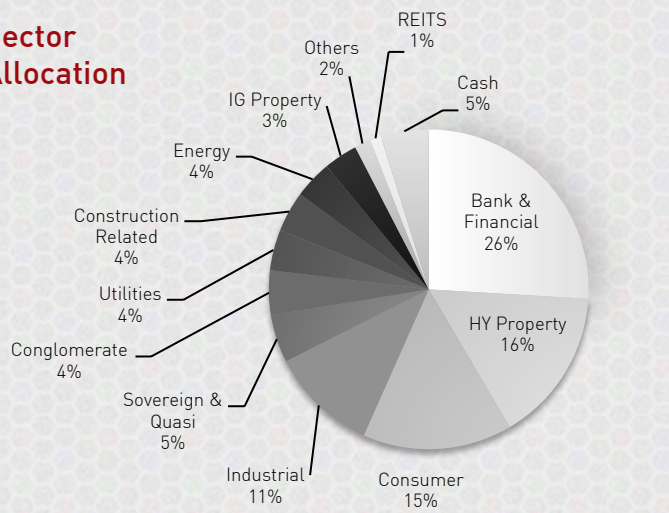
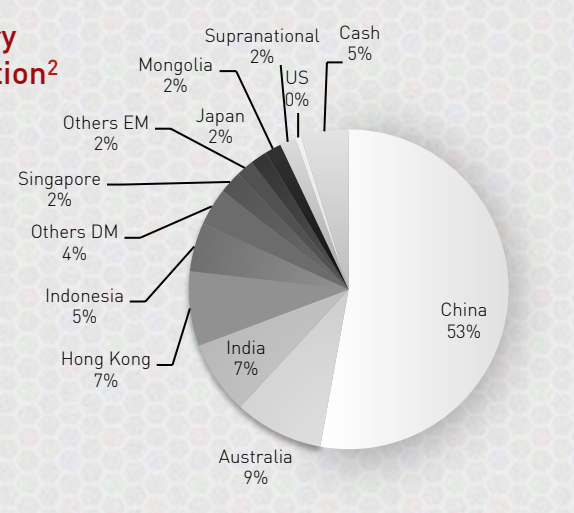
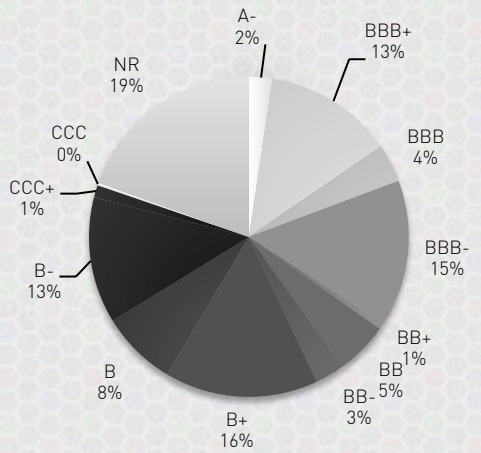
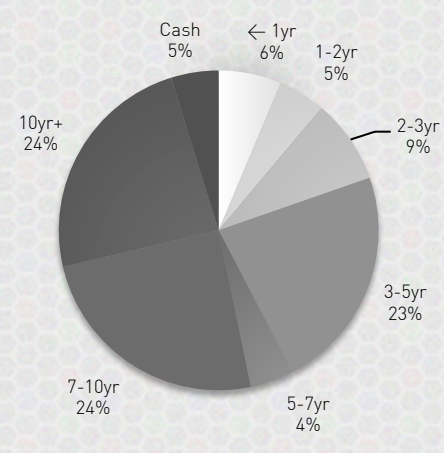
Average Duration*	3.72
-------------------	------

\*Average Duration is a way of estimating the sensitivity of the value of a bond portfolio to changes in interest rates. Average duration for a portfolio is calculated as the average of the durations of the bonds in the portfolio, weighted according to the price of each bond

## TOP TEN HOLDINGS AS OF 3/31/2017

Holdings	Percentage
JINCHUAN GROUP	2.81%
DBX II HRVST CSI CHINA SOVRN	2.72%
BAOXIN AUTO FINANCE I LTD	2.07%
PROVEN HONOUR CAPITAL LTD	2.01%
AUSTRALIA & NEW ZEALAND BANKING GROUP LTD	1.96%
BEIJING STATE-OWNED ASSETS MANAGEMENT HK	1.93%
BANK OF CHINA LTD	1.90%
VIRGIN AUSTRALIA HOLDINGS LTD	1.88%
CHINA NEW TWON FINANCE	1.84%
CHINA EVERGRANDE GROUP	1.83%

Holdings are subject to change. Current and future holdings are subject to risk. Holdings are provided as of 3/31/2017 and represent the most recent information available to the public. Excludes cash.

**PORTFOLIO**
**Sector Allocation**

**Country Allocation<sup>2</sup>**

**Rating Allocation<sup>1</sup>**

**Maturity Breakdown**


1. Generally the credit ratings range from AAA (highest) to D (lowest). Where bonds held in the fund are rated by multiple rating agencies (Moody's, S&P and Fitch), the lower of the ratings is used. Unrated securities do not necessarily indicate low quality, and may or may not be the equivalent of investment-grade. This may not be consistent with data from the benchmark provider. Rating allocation represents ratings of the underlying securities held within the fund, and not ratings of the fund itself. Data does not reflect interest rate swaps, currency forwards and futures.

2. Other EM (emerging market) includes Brazil. Other DM (developed market) includes Netherlands, Germany, United Kingdom and Switzerland.

**IMPORTANT RISKS**

Mutual fund investing involves risk, including possible loss of principal. There can be no assurance that the Fund will achieve its stated objectives. Bond and bond funds will decrease in value as interest rates rise. The Fund focuses its investments primarily with Chinese issuers and issuers with economic ties to China. The Fund is subject to political, social or economic instability within China which may cause decline in value. Fluctuations in currency of foreign countries may have an adverse affect to domestic currency values. Emerging markets involve heightened risk related to the same factors as well as increase volatility and lower trading volume. The Fund uses derivative instruments. The primary risk of derivative instruments is that changes in the market value of securities held by the fund and of the derivative instruments relating to those securities may not be proportionate. Derivatives are also subject to illiquidity and counterparty risk. High yield bonds involve greater risk of default or downgrade and are more volatile than investment grade securities, due to the speculative nature of their investments. Current and future holdings are subject to risk. There can be no assurance that the fund will achieve its stated objective.

**This information must be preceded or accompanied by a current prospectus for the fund. Read it carefully before you invest or send money.**

The Harvest Funds are distributed by SEI Investments Distribution Company, 1 Freedom Valley Drive, Oaks, PA 19456 . SEI is not affiliated with Harvest Global Investments Limited, the Investment Adviser for the Fund.

Please see prospectus for more information on charges, expenses, investment objectives, and risk factors along with information regarding other share classes that are offered for purchase.

References to market indices are provided for information only. The composition of the indices included will not reflect the manner in which the Fund's portfolio is constructed in relation to expected or achieved returns, portfolio guidelines, restrictions, sectors, correlations, concentrations, volatility or tracking error targets, all of which are subject to change. As such, comparing the Fund's returns to that of an index may not be meaningful. The JACI Hong Kong Total Return index measures the performance of Asia dollar bonds issued by Hong Kong based sovereigns, quasi-sovereigns, and corporates. It is a subset of the JP Morgan Asia Credit index, accounting for approximately 13% of the index and includes issues with a current face amount outstanding of US\$150 million or more, and a maturity of 12 months or more. The JACI Hong Kong Total Return Index is constructed to provide a comprehensive and unbiased barometer for the liquid bonds of the Hong Kong USD bond market and is completely reconstituted monthly.

The JACI China Total Return index measures the performance of Asia dollar bonds issued by China based sovereigns, quasi-sovereigns, and corporates. It is a subset of the JP Morgan Asia Credit index, accounting for approximately 30% of the Index and includes issues with a current face amount outstanding of US\$150 million or more, and a maturity of 12 months or more. The JACI China Total Return Index is constructed to provide a comprehensive and unbiased barometer for the liquid bonds of the China USD bond market and is completely reconstituted monthly.

Unlike the Fund, the Indices does not include any securities of non-Asian companies. These differences would lead to differences between the Fund and the Indices.

Fund performance is net of all management fees, transaction and fund operating fees and expenses (except redemption fees). Fund performance is calculated based on the assumption that distributions are reinvested. In contrast, Index returns do not reflect such fees because indexes are unmanaged and investors cannot invest directly in an index.

\*\* 2016 Morningstar, Inc. All Rights Reserved.

The information contained herein: (1) is proprietary to Morningstar and/or its content providers; (2) may not be copied or distributed; and (3) is not warranted to be accurate, complete or timely. Neither Morningstar nor its content providers are responsible for any damages or losses arising from any use of this information. Past performance is no guarantee of future results.

For each fund with at least a three year history, Morningstar calculates a Morningstar Rating™ based on a Morningstar Risk-Adjusted Return measure that accounts for variation in a fund's monthly performance (including the effects of sales charges, loads, and redemption fees), placing more emphasis on downward variations and rewarding consistent performance. The top 10% of funds in each category receive 5 stars, the next 22.5% receive 4 stars, the next 35% receive 3 stars, the next 22.5% receives 2 stars and the bottom 10% receive 1 star. The Overall Morningstar Rating™ for a fund is derived from a weighted average of the performance figures associated with its three-, five- and ten-year (if applicable) Morningstar Ratings metrics. The Harvest Fund Intermediate Bond was rated against 272 funds in the Emerging Markets Bond category over the last three years and received a Morningstar Rating™ of 5 stars.